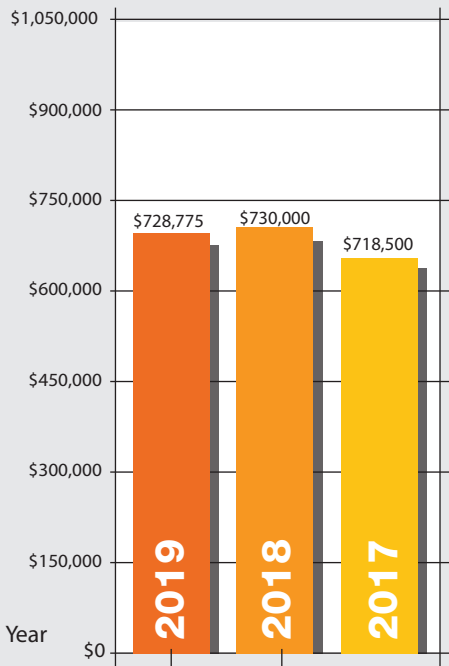


CONDOS / CO-OPS MARKET STATISTICS

Comparative 4th Quarter 2019, 2018, vs 2017 (QOQ)

MEDIAN PRICE



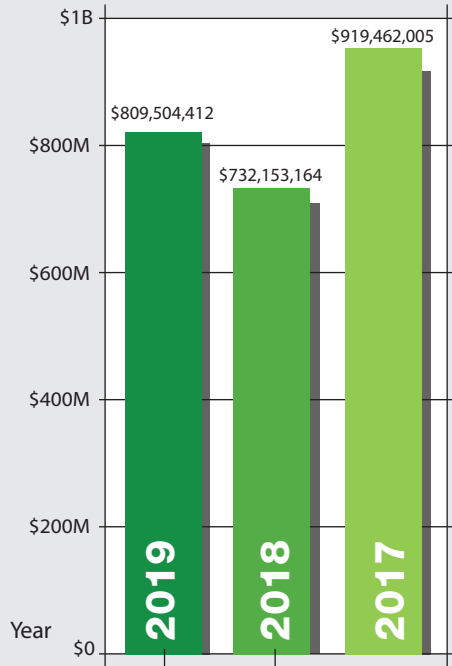
0.17% Decrease*

2019 **2018** **2017**

4th Quarter

* 0.17% decrease in 2019 vs. 2018

SALES VOLUME



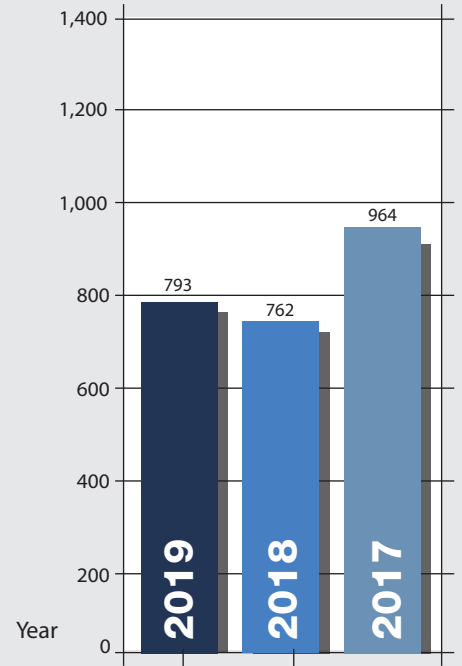
10.5% Increase*

2019 **2018** **2017**

4th Quarter

* 10.5% increase in 2019 vs. 2018

SOLD LISTINGS



4% Increase*

2019 **2018** **2017**

4th Quarter

* 4% increase in 2019 vs. 2018



Your Most Reliable and Up-To-Date Real Estate Search Portal

www.TheMLS.com | www.TheMLSBlog.com

Information herein deemed reliable, but not guaranteed.

Questions regarding this information may be sent by email to helpdesk@themls.com

