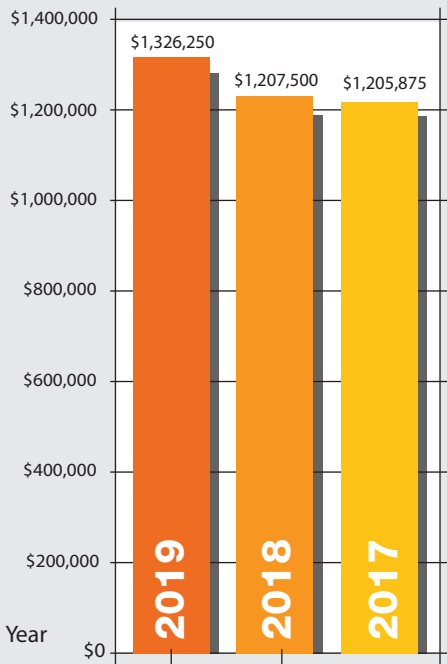


## SINGLE-FAMILY HOMES MARKET STATISTICS

## Comparative 4<sup>th</sup> Quarter 2019, 2018, vs 2017 (QOQ)

### MEDIAN PRICE



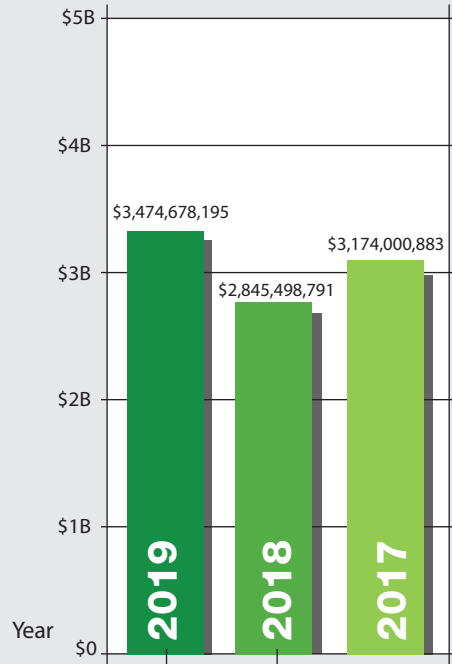
9.8% Increase\*

**2019** **2018** **2017**

4<sup>th</sup> Quarter

\* 9.8% increase in 2019 vs. 2018

### SALES VOLUME



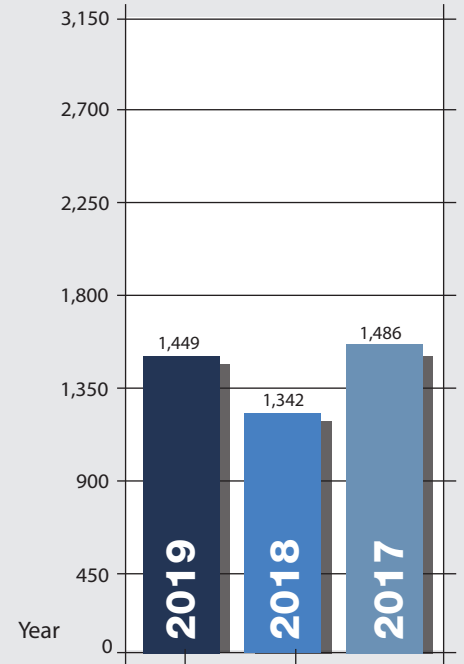
22% Increase\*

**2019** **2018** **2017**

4<sup>th</sup> Quarter

\* 22% increase in 2019 vs. 2018

### # SOLD LISTINGS



7.9% Increase\*

**2019** **2018** **2017**

4<sup>th</sup> Quarter

\* 7.9% increase in 2019 vs. 2018



Your Most Reliable and Up-To-Date Real Estate Search Portal

[www.TheMLS.com](http://www.TheMLS.com) | [www.TheMLSBlog.com](http://www.TheMLSBlog.com)

Information herein deemed reliable, but not guaranteed.

Questions regarding this information may be sent by email to [helpdesk@themls.com](mailto:helpdesk@themls.com)

