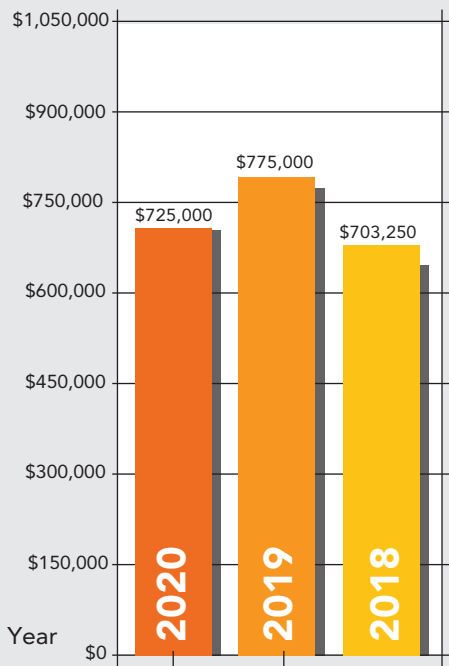


CONDOS / CO-OPS MARKET STATISTICS

Comparative 3rd Quarter 2020, 2019, vs 2018 (QOQ)

MEDIAN PRICE



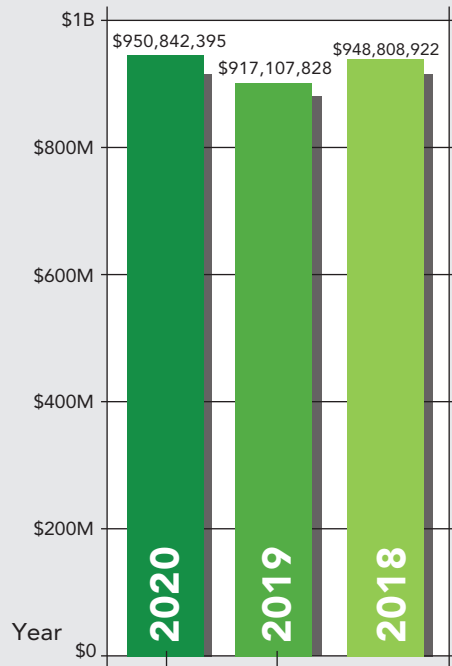
-6.4% Decrease*

2020 2019 2018

3rd Quarter

* -6.4% decrease in 2020 vs. 2019

SALES VOLUME



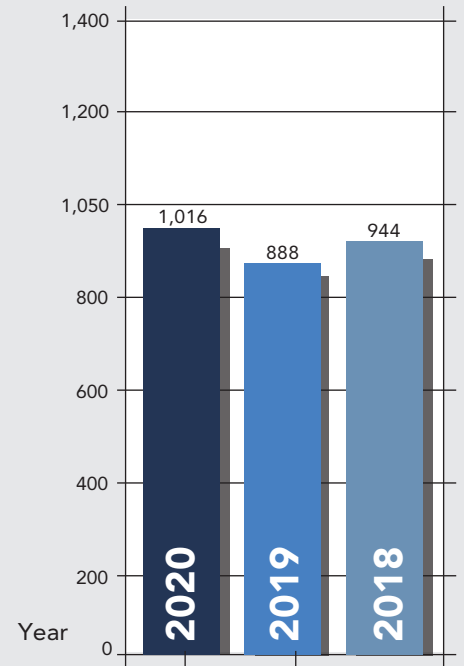
3.6% Increase*

2020 2019 2018

3rd Quarter

*3.6% increase in 2020 vs. 2019

SOLD LISTINGS



14% Increase*

2020 2019 2018

3rd Quarter

* 14% increase in 2020 vs. 2019



Your Most Reliable and Up-To-Date Real Estate Search Portal

www.TheMLS.com | www.TheMLSBlog.com

Information herein deemed reliable, but not guaranteed.

Questions regarding this information may be sent by email to helpdesk@themls.com

