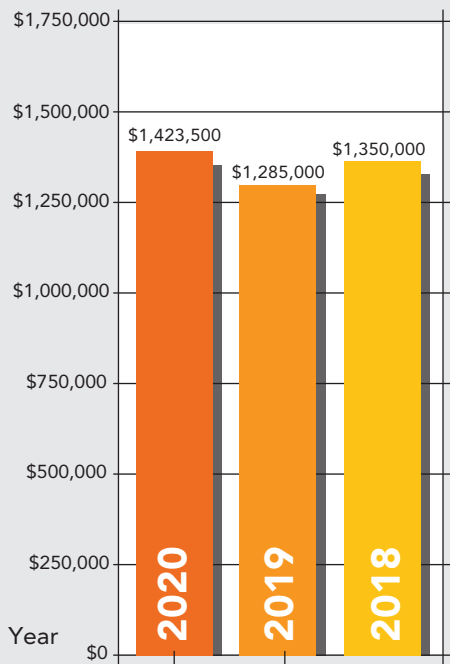


SINGLE-FAMILY HOMES MARKET STATISTICS

Comparative 3rd Quarter 2020, 2019, vs 2018 (QOQ)

MEDIAN PRICE



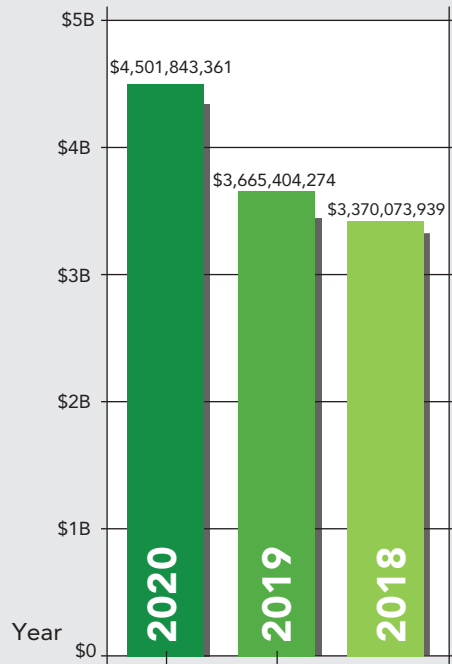
10.7% Increase*

2020 2019 2018

3rd Quarter

*10.7% increase in 2020 vs. 2019

SALES VOLUME



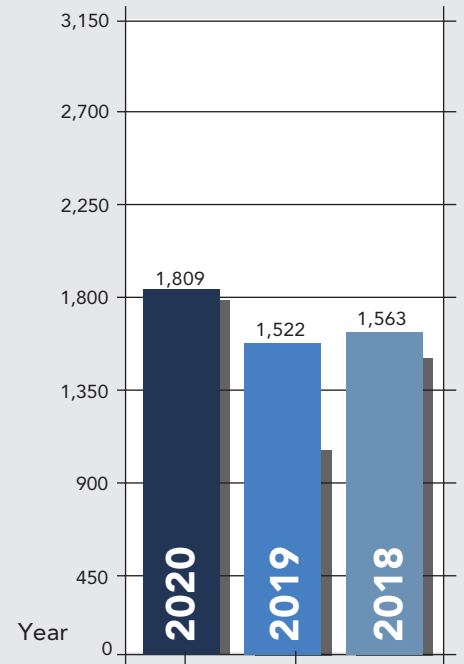
22.8% Increase*

2020 2019 2018

3rd Quarter

*22.8% increase in 2020 vs. 2019

SOLD LISTINGS



18.8% Increase*

2020 2019 2018

3rd Quarter

*18.8% increase in 2020 vs. 2019



Your Most Reliable and Up-To-Date Real Estate Search Portal

www.TheMLS.com | www.TheMLSBlog.com

Information herein deemed reliable, but not guaranteed.

Questions regarding this information may be sent by email to helpdesk@themls.com

